

Data by Protocol by Hour of Day

For Dates 11/13/2005 to Current Date/Time

ISA Embargo Evaluation Customer

Protocol: DNS


Hour of Day	Graph		Data Recvd/Sent	Percent of Total		
	Received	Sent		Recvd	Sent	All
12 AM			87.0 KB 54.0 KB	0.0092	0.0050	0.0070
1 AM			52.0 KB 21.0 KB	0.0055	0.0020	0.0036
2 AM			57.0 KB 25.0 KB	0.0060	0.0023	0.0040
3 AM			61.0 KB 34.0 KB	0.0065	0.0031	0.0047
4 AM			80.0 KB 42.0 KB	0.0085	0.0039	0.0060
5 AM			56.0 KB 28.0 KB	0.0059	0.0026	0.0041
6 AM			50.0 KB 20.0 KB	0.0053	0.0018	0.0035
7 AM			93.0 KB 32.0 KB	0.0099	0.0030	0.0062
8 AM			186.0 KB 78.0 KB	0.0198	0.0072	0.0131
9 AM			137.0 KB 49.0 KB	0.0145	0.0046	0.0092
10 AM			148.0 KB 68.0 KB	0.0157	0.0063	0.0107
11 AM			174.0 KB 75.0 KB	0.0185	0.0070	0.0123
12 PM			169.0 KB 59.0 KB	0.0179	0.0054	0.0113
1 PM			101.0 KB 35.0 KB	0.0107	0.0033	0.0067
2 PM			92.0 KB 44.0 KB	0.0098	0.0041	0.0067
3 PM			150.0 KB 54.0 KB	0.0159	0.0050	0.0101
4 PM			162.0 KB 65.0 KB	0.0172	0.0061	0.0113
5 PM			161.0 KB 64.0 KB	0.0170	0.0060	0.0111
6 PM			138.0 KB 45.0 KB	0.0146	0.0041	0.0090
7 PM			114.0 KB 36.0 KB	0.0120	0.0034	0.0074
8 PM			100.0 KB 33.0 KB	0.0106	0.0031	0.0066
9 PM			15.0 KB 5.0 KB	0.0015	0.0005	0.0010
10 PM			9.0 KB 3.0 KB	0.0010	0.0003	0.0006
11 PM			14.0 KB 6.0 KB	0.0015	0.0005	0.0010

Data by Protocol by Hour of Day

For Dates 11/13/2005 to Current Date/Time

ISA Embargo Evaluation Customer

Protocol: FTP

Hour of Day	Graph		Data Recvd/Sent	Percent of Total		
	Received	Sent		Recvd	Sent	All
4 AM			1.1 MB 84.7 MB	0.1229	8.0452	4.3490
5 AM			4.4 MB 328.9 MB	0.4771	31.2420	16.8886

Data by Protocol by Hour of Day

ISA Embargo Evaluation Customer

For Dates 11/13/2005 to Current Date/Time

Protocol: **GOOGLE POP3 ACCESS**

Hour of Day	Graph		Data Recvd/Sent	Percent of Total		
	Received	Sent		Recvd	Sent	All
12 AM			28.0 KB 14.0 KB	0.0029	0.0013	0.0021
1 AM			28.0 KB 14.0 KB	0.0029	0.0013	0.0021
2 AM			27.0 KB 14.0 KB	0.0028	0.0013	0.0020
3 AM			35.0 KB 14.0 KB	0.0037	0.0013	0.0025
4 AM			35.0 KB 14.0 KB	0.0037	0.0013	0.0024
5 AM			28.0 KB 14.0 KB	0.0030	0.0013	0.0021
6 AM			28.0 KB 14.0 KB	0.0029	0.0013	0.0021
7 AM			48.0 KB 15.0 KB	0.0051	0.0013	0.0031
8 AM			28.0 KB 14.0 KB	0.0029	0.0013	0.0021
9 AM			47.0 KB 15.0 KB	0.0050	0.0014	0.0031
10 AM			36.0 KB 14.0 KB	0.0038	0.0013	0.0025
11 AM			32.0 KB 13.0 KB	0.0034	0.0012	0.0022
12 PM			18.0 KB 9.0 KB	0.0019	0.0008	0.0013
1 PM			28.0 KB 14.0 KB	0.0029	0.0013	0.0021
2 PM			28.0 KB 14.0 KB	0.0029	0.0013	0.0021
3 PM			28.0 KB 14.0 KB	0.0030	0.0013	0.0021
4 PM			28.0 KB 14.0 KB	0.0029	0.0013	0.0021
5 PM			27.0 KB 14.0 KB	0.0029	0.0013	0.0020
6 PM			27.0 KB 14.0 KB	0.0028	0.0013	0.0020
7 PM			28.0 KB 14.0 KB	0.0029	0.0013	0.0021
8 PM			17.0 KB 9.0 KB	0.0018	0.0008	0.0013
9 PM			14.0 KB 7.0 KB	0.0015	0.0006	0.0010
10 PM			14.0 KB 7.0 KB	0.0015	0.0006	0.0010
11 PM			14.0 KB 7.0 KB	0.0015	0.0006	0.0010

Data by Protocol by Hour of Day

For Dates 11/13/2005 to Current Date/Time

ISA Embargo Evaluation Customer

Protocol: HTTP

Hour of Day	Graph		Data	Percent of Total		
	Received	Sent	Recvd/Sent	Recvd	Sent	All
12 AM			8.0 KB 30.0 KB	0.0009	0.0028	0.0019
1 AM			5.0 KB 4.0 KB	0.0006	0.0004	0.0005
3 AM			513.0 KB 516.0 KB	0.0544	0.0479	0.0510
5 AM			9.0 KB 7.0 KB	0.0009	0.0006	0.0008
7 AM			567.0 KB 8.4 MB	0.0602	0.7996	0.4546
8 AM			2.8 MB 14.3 MB	0.3042	1.3562	0.8654
9 AM			4.5 MB 39.0 MB	0.4872	3.7074	2.2050
10 AM			6.2 MB 38.1 MB	0.6751	3.6234	2.2479
11 AM			3.7 MB 35.0 MB	0.4073	3.3246	1.9635
12 PM			2.7 MB 19.2 MB	0.2914	1.8224	1.1081
1 PM			2.1 MB 18.1 MB	0.2325	1.7230	1.0276
2 PM			1.1 MB 11.5 MB	0.1188	1.0934	0.6387
3 PM			3.0 MB 24.4 MB	0.3303	2.3168	1.3900
4 PM			5.1 MB 46.7 MB	0.5492	4.4388	2.6241
5 PM			9.1 MB 54.4 MB	0.9917	5.1631	3.2170
6 PM			9.5 MB 77.6 MB	1.0269	7.3704	4.4108
7 PM			2.9 MB 35.1 MB	0.3189	3.3337	1.9271
8 PM			2.7 MB 29.4 MB	0.2909	2.7894	1.6238
9 PM			3.0 KB 6.0 KB	0.0004	0.0006	0.0005
11 PM			2.0 KB 2.0 KB	0.0002	0.0002	0.0002

Data by Protocol by Hour of Day

ISA Embargo Evaluation Customer

For Dates 11/13/2005 to Current Date/Time

Protocol: HTTP (NON-PROXY)

Hour of Day	Graph		Data Recvd/Sent	Percent of Total		
	Received	Sent		Recvd	Sent	All
12 AM			42.0 KB 49.0 KB	0.0045	0.0045	0.0045
1 AM			10.0 KB 50.0 KB	0.0011	0.0046	0.0030
2 AM			12.0 KB 279.0 KB	0.0013	0.0259	0.0144
3 AM			540.0 KB 197.0 KB	0.0573	0.0183	0.0365
4 AM			27.0 KB 147.0 KB	0.0028	0.0136	0.0086
5 AM			11.0 KB 25.0 KB	0.0012	0.0023	0.0018
6 AM			51.0 KB 399.0 KB	0.0054	0.0370	0.0223
7 AM			6.3 MB 645.0 KB	0.6850	0.0598	0.3515
8 AM			14.0 MB 3.1 MB	1.5161	0.2939	0.8641
9 AM			36.6 MB 5.1 MB	3.9729	0.4869	2.1133
10 AM			43.9 MB 8.0 MB	4.7737	0.7626	2.6340
11 AM			28.4 MB 4.5 MB	3.0807	0.4268	1.6650
12 PM			25.1 MB 4.4 MB	2.7211	0.4180	1.4925
1 PM			18.6 MB 3.8 MB	2.0181	0.3601	1.1337
2 PM			12.8 MB 3.4 MB	1.3937	0.3254	0.8238
3 PM			25.2 MB 19.9 MB	2.7335	1.8861	2.2815
4 PM			36.5 MB 5.5 MB	3.9696	0.5207	2.1298
5 PM			58.7 MB 10.9 MB	6.3792	1.0329	3.5272
6 PM			75.0 MB 11.8 MB	8.1480	1.1214	4.3997
7 PM			28.4 MB 3.4 MB	3.0835	0.3229	1.6109
8 PM			29.0 MB 2.9 MB	3.1523	0.2778	1.6189
9 PM			155.0 KB 92.0 KB	0.0164	0.0086	0.0122
10 PM			7.0 KB 148.0 KB	0.0008	0.0137	0.0077
11 PM			4.0 KB 13.0 KB	0.0005	0.0012	0.0008

Data by Protocol by Hour of Day

For Dates 11/13/2005 to Current Date/Time

ISA Embargo Evaluation Customer

Protocol: HTTPS

Hour of Day	Graph		Data Recvd/Sent	Percent of Total		
	Received	Sent		Recvd	Sent	All
8 AM			2.0 KB 2.0 KB	0.0002	0.0002	0.0002
9 AM			52.0 KB 37.0 KB	0.0055	0.0034	0.0044
10 AM			24.0 KB 3.0 KB	0.0026	0.0003	0.0013
11 AM			1.0 MB 85.0 KB	0.1121	0.0079	0.0565
12 PM			15.0 KB 7.0 KB	0.0016	0.0007	0.0011
2 PM			31.0 KB 96.0 KB	0.0033	0.0089	0.0063
3 PM			51.0 KB 36.0 KB	0.0054	0.0033	0.0043
4 PM			29.0 KB 2.0 KB	0.0031	0.0002	0.0015
5 PM			93.0 KB 40.0 KB	0.0099	0.0037	0.0066
6 PM			16.0 KB 4.0 KB	0.0017	0.0004	0.0010
8 PM			21.0 KB 2.0 KB	0.0023	0.0002	0.0012

Data by Protocol by Hour of Day

For Dates 11/13/2005 to Current Date/Time

ISA Embargo Evaluation Customer

Protocol: HTTPS (NON-PROXY)

Hour of Day	Graph		Data Recvd/Sent	Percent of Total		
	Received	Sent		Recvd	Sent	All
12 PM			9.0 KB 44.0 KB	0.0009	0.0041	0.0026
1 PM			8.0 KB 52.0 KB	0.0008	0.0048	0.0029
3 PM			8.0 KB 43.0 KB	0.0008	0.0040	0.0025
5 PM			9.0 KB 53.0 KB	0.0009	0.0050	0.0031

Data by Protocol by Hour of Day

ISA Embargo Evaluation Customer

For Dates 11/13/2005 to Current Date/Time

Protocol: OPENVPN CLIENT

Hour of Day	Graph		Data Recvd/Sent	Percent of Total		
	Received	Sent		Recvd	Sent	All
12 AM			2.1 MB 1.9 MB	0.2323	0.1768	0.2027
1 AM			2.4 MB 2.0 MB	0.2566	0.1946	0.2235
2 AM			2.6 MB 2.2 MB	0.2807	0.2125	0.2443
3 AM			2.8 MB 2.4 MB	0.3050	0.2305	0.2652
4 AM			3.0 MB 2.6 MB	0.3296	0.2484	0.2863
5 AM			3.3 MB 2.8 MB	0.3540	0.2665	0.3073
6 AM			3.5 MB 3.0 MB	0.3786	0.2845	0.3284
7 AM			3.7 MB 3.2 MB	0.4032	0.3025	0.3495
8 AM			3.9 MB 3.4 MB	0.4272	0.3204	0.3702
9 AM			4.2 MB 3.6 MB	0.4509	0.3392	0.3913
10 AM			4.4 MB 3.8 MB	0.4746	0.3588	0.4128
11 AM			4.6 MB 4.0 MB	0.4976	0.3760	0.4327
12 PM			9.9 MB 8.6 MB	1.0730	0.8198	0.9379
1 PM			5.0 MB 4.3 MB	0.5456	0.4107	0.4737
2 PM			5.3 MB 4.5 MB	0.5704	0.4279	0.4944
3 PM			5.6 MB 4.8 MB	0.6088	0.4575	0.5281
4 PM			6.1 MB 5.2 MB	0.6587	0.4940	0.5708
5 PM			6.5 MB 5.6 MB	0.7055	0.5296	0.6117
6 PM			6.9 MB 6.0 MB	0.7528	0.5667	0.6535
7 PM			7.4 MB 6.3 MB	0.8006	0.6022	0.6948
8 PM			2.9 MB 2.5 MB	0.3117	0.2350	0.2708
9 PM			1.5 MB 1.3 MB	0.1594	0.1204	0.1386
10 PM			1.7 MB 1.5 MB	0.1842	0.1402	0.1607
11 PM			1.9 MB 1.7 MB	0.2091	0.1594	0.1826

Data by Protocol by Hour of Day

For Dates 11/13/2005 to Current Date/Time

ISA Embargo Evaluation Customer

Protocol: PING

Hour of Day	Graph		Data Recvd/Sent	Percent of Total		
	Received	Sent		Recvd	Sent	All
8 AM			6.0 KB 6.0 KB	0.0006	0.0005	0.0006
9 AM			6.0 KB 6.0 KB	0.0007	0.0006	0.0006
10 AM			7.0 KB 7.0 KB	0.0008	0.0007	0.0007
11 AM			6.0 KB 6.0 KB	0.0007	0.0006	0.0006
12 PM			15.0 KB 18.0 KB	0.0016	0.0016	0.0016
1 PM			3.0 KB 3.0 KB	0.0003	0.0003	0.0003
2 PM			3.0 KB 3.0 KB	0.0003	0.0003	0.0003
3 PM			4.0 KB 28.0 KB	0.0004	0.0026	0.0016
4 PM			3.0 KB 3.0 KB	0.0003	0.0003	0.0003
5 PM			3.0 KB 3.0 KB	0.0003	0.0003	0.0003
6 PM			3.0 KB 3.0 KB	0.0003	0.0003	0.0003
7 PM			3.0 KB 3.0 KB	0.0003	0.0003	0.0003
8 PM			1.0 KB 1.0 KB	0.0001	0.0001	0.0001

Data by Protocol by Hour of Day

For Dates 11/13/2005 to Current Date/Time

ISA Embargo Evaluation Customer

Protocol: POP3

Hour of Day	Graph		Data Recvd/Sent	Percent of Total		
	Received	Sent		Recvd	Sent	All
12 AM			4.0 KB 3.0 KB	0.0005	0.0003	0.0004
1 AM			4.0 KB 3.0 KB	0.0005	0.0003	0.0004
2 AM			12.0 KB 3.0 KB	0.0012	0.0003	0.0007
3 AM			4.0 KB 3.0 KB	0.0005	0.0003	0.0004
4 AM			4.0 KB 3.0 KB	0.0005	0.0003	0.0004
5 AM			7.0 KB 3.0 KB	0.0007	0.0003	0.0005
6 AM			4.0 KB 3.0 KB	0.0005	0.0003	0.0004
7 AM			4.0 KB 3.0 KB	0.0005	0.0003	0.0004
8 AM			43.0 KB 4.0 KB	0.0045	0.0004	0.0023
9 AM			26.0 KB 4.0 KB	0.0027	0.0004	0.0015
10 AM			12.0 KB 3.0 KB	0.0013	0.0003	0.0008
11 AM			22.0 KB 3.0 KB	0.0023	0.0003	0.0013
12 PM			70.0 KB 4.0 KB	0.0075	0.0003	0.0037
1 PM			9.0 KB 4.0 KB	0.0010	0.0003	0.0006
2 PM			113.0 KB 6.0 KB	0.0119	0.0005	0.0059
3 PM			38.0 KB 4.0 KB	0.0041	0.0003	0.0021
4 PM			4.0 KB 3.0 KB	0.0005	0.0003	0.0004
5 PM			4.0 KB 3.0 KB	0.0005	0.0003	0.0004
6 PM			4.0 KB 3.0 KB	0.0005	0.0003	0.0004
7 PM			4.0 KB 3.0 KB	0.0005	0.0003	0.0004
8 PM			3.0 KB 2.0 KB	0.0003	0.0002	0.0002
9 PM			2.0 KB 1.0 KB	0.0002	0.0001	0.0002
10 PM			5.0 KB 2.0 KB	0.0005	0.0002	0.0003
11 PM			5.0 KB 2.0 KB	0.0005	0.0002	0.0003

Data by Protocol by Hour of Day

For Dates 11/13/2005 to Current Date/Time

ISA Embargo Evaluation Customer

Protocol: SMTP

Hour of Day	Graph		Data Recvd/Sent	Percent of Total		
	Received	Sent		Recvd	Sent	All
12 AM			2.0 KB 1.0 KB	0.0002	0.0001	0.0002
1 AM			11.0 KB 2.0 KB	0.0012	0.0002	0.0007
2 AM			4.0 KB 2.0 KB	0.0004	0.0002	0.0003
3 AM			48.0 KB 3.0 KB	0.0051	0.0003	0.0025
4 AM			13.0 KB 2.0 KB	0.0014	0.0002	0.0008
5 AM			655 bytes 858 bytes	0.0001	0.0001	0.0001
6 AM			2.0 KB 6.0 KB	0.0003	0.0006	0.0004
7 AM			168 bytes 292 bytes	<0.0001	<0.0001	<0.0001
8 AM			3.0 KB 2.0 KB	0.0003	0.0002	0.0003
9 AM			74.0 KB 1.4 MB	0.0079	0.1319	0.0740
10 AM			35.0 KB 10.0 KB	0.0037	0.0009	0.0022
11 AM			8.0 KB 1.0 KB	0.0009	0.0001	0.0005
12 PM			26.0 KB 33.0 KB	0.0027	0.0031	0.0029
1 PM			3.0 KB 1.0 KB	0.0003	0.0001	0.0002
2 PM			10.0 KB 3.0 KB	0.0010	0.0003	0.0007
3 PM			10.0 KB 5.0 KB	0.0011	0.0004	0.0007
5 PM			27.0 KB 12.0 KB	0.0029	0.0011	0.0019
6 PM			12.0 KB 4.0 KB	0.0013	0.0003	0.0008
7 PM			63.0 KB 12.0 KB	0.0067	0.0011	0.0037
8 PM			11.0 KB 2.0 KB	0.0012	0.0002	0.0006
9 PM			2.0 KB 996 bytes	0.0003	0.0001	0.0002
10 PM			6.0 KB 1,002 bytes	0.0007	0.0001	0.0004
11 PM			2.0 KB 945 bytes	0.0002	0.0001	0.0001

Data by Protocol by Hour of Day

For Dates 11/13/2005 to Current Date/Time

ISA Embargo Evaluation Customer

Protocol: SSL-TUNNEL

Hour of Day	Graph		Data Recvd/Sent	Percent of Total		
	Received	Sent		Recvd	Sent	All
8 AM			1.0 KB 1.0 KB	0.0001	0.0001	0.0001
9 AM			33.0 KB 49.0 KB	0.0035	0.0045	0.0040
10 AM			2.0 KB 23.0 KB	0.0002	0.0022	0.0013
11 AM			63.0 KB 1,020.0 KB	0.0067	0.0947	0.0536
12 PM			5.0 KB 14.0 KB	0.0005	0.0013	0.0009
3 PM			32.0 KB 48.0 KB	0.0033	0.0044	0.0039
4 PM			772 bytes 28.0 KB	0.0001	0.0026	0.0014
5 PM			35.0 KB 89.0 KB	0.0037	0.0082	0.0061
6 PM			3.0 KB 15.0 KB	0.0003	0.0014	0.0009
8 PM			1.0 KB 20.0 KB	0.0001	0.0019	0.0011

Data by Protocol by Hour of Day

For Dates 11/13/2005 to Current Date/Time

ISA Embargo Evaluation Customer

Protocol: UNIDENTIFIED IP TRAFFIC

Hour of Day	Graph		Data Recvd/Sent	Percent of Total		
	Received	Sent		Recvd	Sent	All
7 AM			654.0 KB 10.0 KB	0.0693	0.0009	0.0328
9 AM			124 bytes 168 bytes	<0.0001	<0.0001	<0.0001
11 AM			124 bytes 168 bytes	<0.0001	<0.0001	<0.0001
12 PM			2.0 KB 3.0 KB	0.0002	0.0002	0.0002
5 PM			4.0 KB 6.0 KB	0.0004	0.0005	0.0005

Data by Protocol by Hour of Day

For Dates 11/13/2005 to Current Date/Time

ISA Embargo Evaluation Customer

Protocol: VPN-CONNECT















Hour of Day	Graph		Data Recvd/Sent	Percent of Total		
	Received	Sent		Recvd	Sent	All
4 AM			2.0 KB 1.0 KB	0.0003	0.0001	0.0002
5 AM			446 bytes 492 bytes	<0.0001	<0.0001	<0.0001
6 AM			4.0 KB 926 bytes	0.0004	0.0001	0.0002
8 AM			355 bytes 395 bytes	<0.0001	<0.0001	<0.0001
9 AM			355 bytes 395 bytes	<0.0001	<0.0001	<0.0001
11 AM			25.0 KB 4.0 KB	0.0027	0.0004	0.0015
1 PM			28.0 KB 4.0 KB	0.0030	0.0004	0.0016
3 PM			28.0 KB 5.0 KB	0.0030	0.0005	0.0016
5 PM			12.0 KB 3.0 KB	0.0013	0.0002	0.0007
6 PM			23.0 KB 4.0 KB	0.0025	0.0004	0.0014
8 PM			4.0 KB 975 bytes	0.0004	0.0001	0.0002
9 PM			3.0 KB 779 bytes	0.0003	0.0001	0.0002
11 PM			2.0 KB 681 bytes	0.0002	0.0001	0.0001

Data by Protocol by Hour of Day

For Dates 11/13/2005 to Current Date/Time

ISA Embargo Evaluation Customer

Protocol: VPN-X

Hour of Day	Graph		Data Recvd/Sent	Percent of Total		
	Received	Sent		Recvd	Sent	All
9 AM			6.5 MB 155.0 KB	0.7019	0.0143	0.3351
10 AM			68.9 MB 1.4 MB	7.4788	0.1348	3.5612
11 AM			8.0 MB 264.0 KB	0.8665	0.0245	0.4174
12 PM			14.6 MB 311.0 KB	1.5829	0.0288	0.7539
3 PM			22.4 MB 514.0 KB	2.4378	0.0477	1.1628
5 PM			104.0 MB 2.4 MB	11.3011	0.2284	5.3944
6 PM			87.3 MB 1.8 MB	9.4850	0.1678	4.5147

Data by Protocol by Hour of Day

For Dates 11/13/2005 to Current Date/Time

ISA Embargo Evaluation Customer

Protocol: WEB PROXY

Hour of Day	Graph		Data	Percent of Total		
	Received	Sent	Recvd/Sent	Recvd	Sent	All
6 PM			256.0 KB 5.0 KB	0.0272	0.0004	0.0129

Data by Protocol by Hour of Day

For Dates 11/13/2005 to Current Date/Time

ISA Embargo Evaluation Customer

Protocol: YAHOO! AUDIO

Hour of Day	Graph		Data Recvd/Sent	Percent of Total		
	Received	Sent		Recvd	Sent	All
9 AM			1.0 KB 803 bytes	0.0001	0.0001	0.0001
10 AM			13.0 KB 3.0 KB	0.0014	0.0003	0.0008
12 PM			12.0 KB 2.0 KB	0.0013	0.0001	0.0007
3 PM			11.0 KB 734 bytes	0.0011	0.0001	0.0006
5 PM			41.0 KB 11.0 KB	0.0043	0.0011	0.0026
6 PM			86.0 KB 24.0 KB	0.0091	0.0022	0.0054

Data by Protocol by Hour of Day

For Dates 11/13/2005 to Current Date/Time

ISA Embargo Evaluation Customer

Protocol: YAHOO! INSTANT MESSENGER

Hour of Day	Graph		Data	Percent of Total		
	Received	Sent	Recvd/Sent	Recvd	Sent	All
5 PM			3.0 KB 3.0 KB	0.0003	0.0003	0.0003